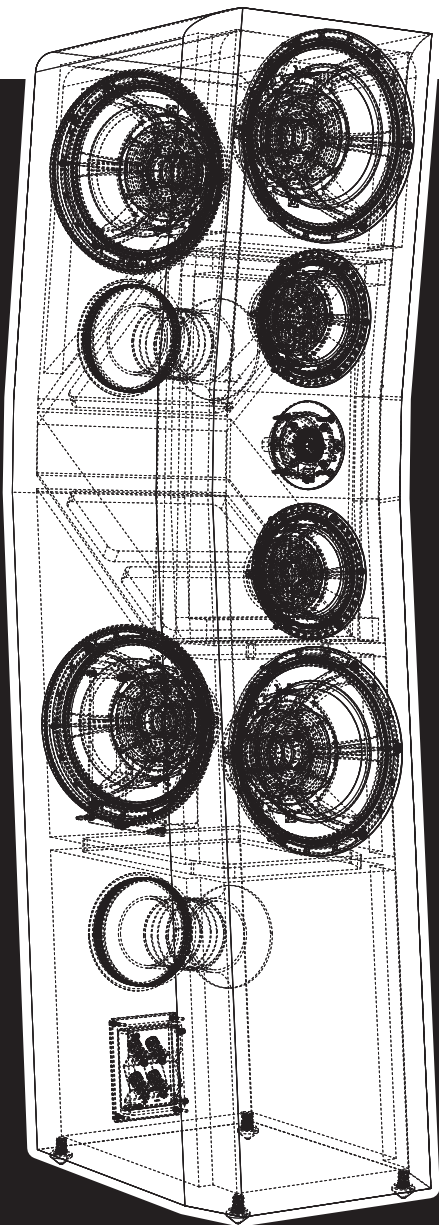




# Ultra Evolution

Reference speakers



[Pinnacle]



[Titan]



[Tower]



[Bookshelf]



[Nano]



[Center]



[Elevation]

***Owner's Manual***





*Thank you for choosing SVS. We believe an unrelenting passion for sonic excellence combined with design innovation are the keys to making world-class audio products. We think you'll agree.*

Breakthroughs in driver technology, tweeter design, material science, and cabinet geometry all feature prominently in the new SVS Ultra Evolution speakers. The science of great sound combined with our love of immersive audio experiences are at the heart of every model.

We want nothing more than to set the bar for performance at any price and exceed your expectations in every way possible.

If you have questions about installation, wiring, optimizing sound quality, or anything else, please contact the SVS Customer Service team.

[www.svsound.com](http://www.svsound.com) • [custservice@svsound.com](mailto:custservice@svsound.com) • (877) 626-5623

*Table Of Contents*

---

SETTING UP YOUR ULTRA EVOLUTION SPEAKERS..... 3

    FOOT OPTIONS..... 3

    ACOUSTICS & ROOM PLACEMENT..... 4

    ROOM PLACEMENT | FRONT SPEAKERS..... 4

    ROOM PLACEMENT | CENTER CHANNEL SPEAKER..... 5

    ROOM PLACEMENT | SURROUND SPEAKERS..... 6

    ROOM PLACEMENT | DOLBY ATMOS HEIGHT SPEAKERS..... 7

    SPEAKER CONNECTION..... 8

CARING FOR YOUR ULTRA EVOLUTION SPEAKERS.....10

WARRANTY.....10

SHARE YOUR THOUGHTS.....10

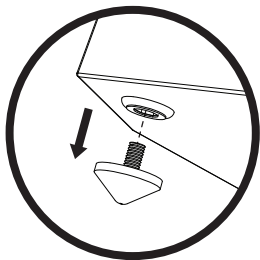
ULTRA EVOLUTION FEATURES & SPECIFICATIONS.....11

# Setting Up Your Ultra Evolution Speakers


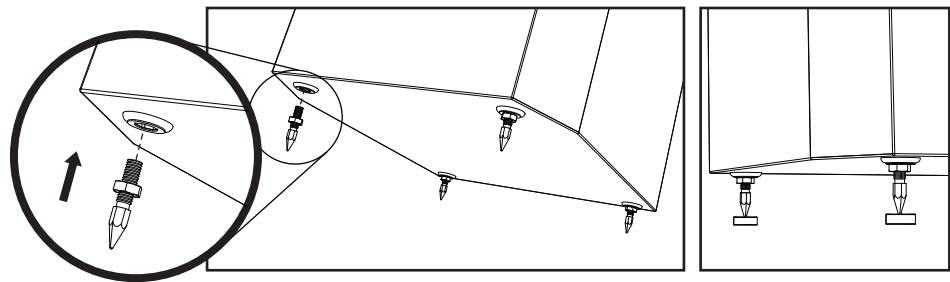
## Foot Options

Each of the Ultra Evolution tower speakers come packaged with two sets of foot support options that allow optimal placement on a variety of floor surfaces. The Elastomer Isolation Feet come pre-installed on the Ultra Evolution tower speakers and can be removed (unscrew to remove) and replaced with the included Threaded Metal Spike Kit. Both sets of feet are threaded to allow easy leveling of the Ultra Evolution towers if they should stand on an uneven surface.

### Elastomer Isolation Feet



### Threaded Metal Spikes



The Ultra Evolution Bookshelf, Nano and Center also include stick-on bumper kits that can be attached to the bottom of your speakers to protect them when placed on speaker stands and other surfaces.

# Setting Up Your Ultra Evolution Speakers

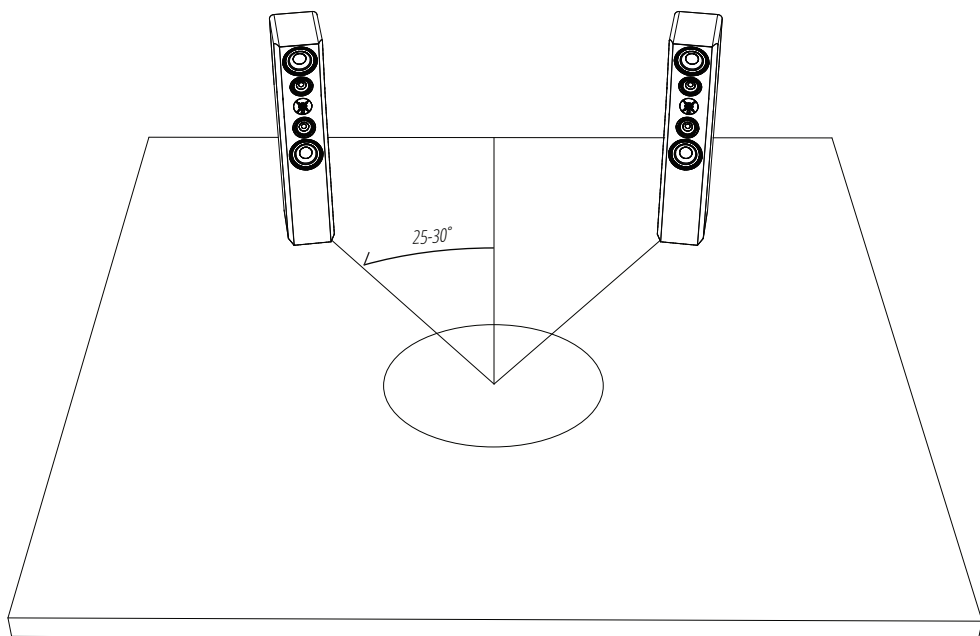
---

## Acoustics & Room Placement:

Proper placement of the front left and right speakers are essential to achieve the smoothest frequency response, optimal stereo imaging and the most spacious, three-dimensional soundstage.

Stereo imaging and soundstage are affected by loudspeaker location and the listening position, relative to each other and room boundaries. Moving the loudspeakers away from walls will tend to improve stereo imaging and spaciousness by attenuating and delaying boundary reflections, thus optimizing direct sound and helping to preserve spatial information in the recording.

The amount of exposed glass, drywall and bare floor in the room will increase the amount of reflected sound and can influence the sound quality of any loudspeaker system. Furnishings like carpeting, drapes and upholstered furniture will reduce the amount of reflected sound in the room.

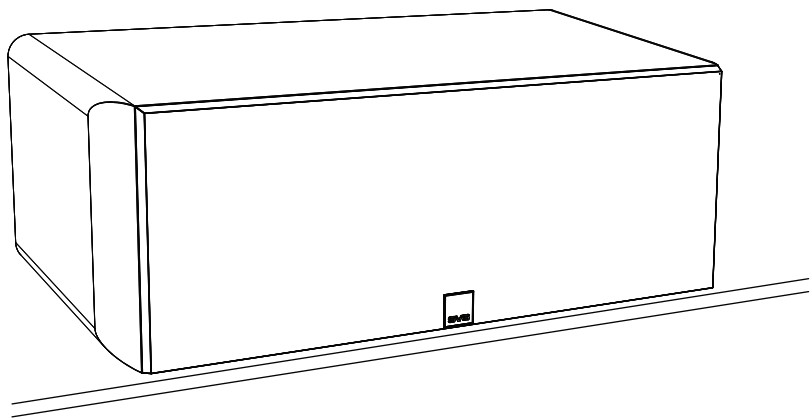


SVS recommends starting with the front loudspeakers located 30-degrees to the left and right (i.e., a 60-degree total window) of the listening position. The speakers can be angled slightly toward the listening position. This is called a “toe-in” and will focus the acoustic image

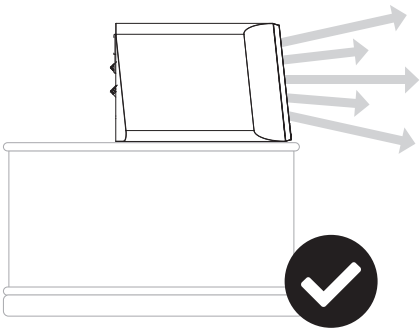
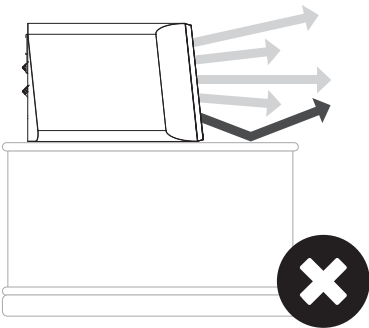
# Setting Up Your Ultra Evolution Speakers

## Center Channel Placement:

The center speaker should be placed directly below your TV or screen, and pointed at the primary listening position.



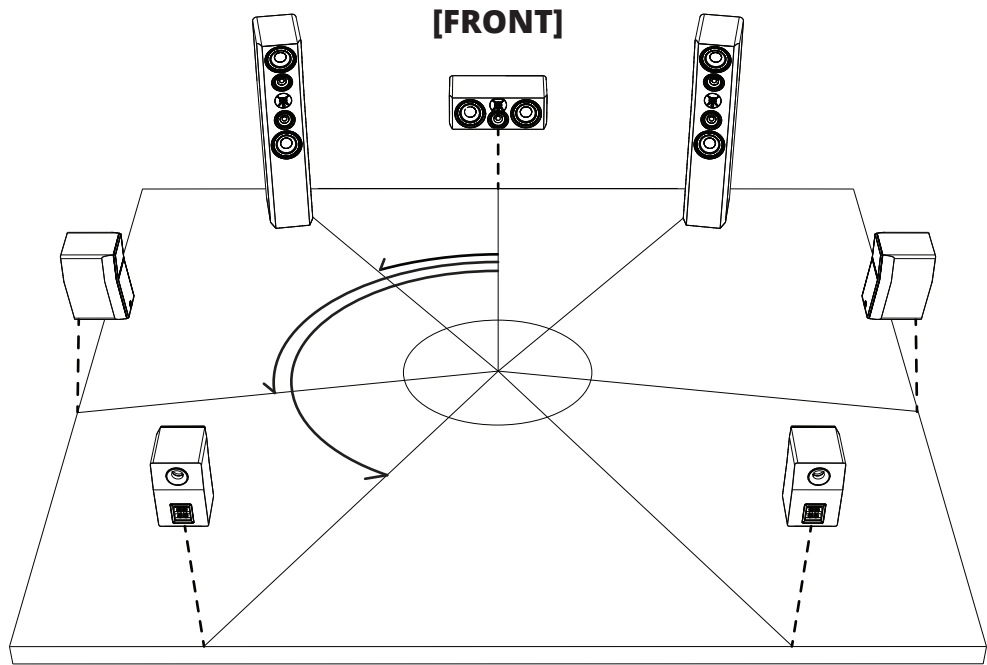
**TIP** - Pull the center speaker forward so the front baffle bottom edge aligns with the edge of the surface it sits on to reduce unwanted acoustic reflections.



# Setting Up Your Ultra Evolution Speakers

## Surround Speakers:

The picture below shows recommended positions for the Ultra Evolution Speakers in a surround sound configuration with two side and two rear surround speakers. Please consult your AV Receiver manual for instructions on placement for additional channels.



Please contact the SVS Sound Experts if you have any questions or concerns about placement of your Ultra Evolution speakers.

**[www.svsound.com](http://www.svsound.com) • [custservice@svsound.com](mailto:custservice@svsound.com) • (877) 626-5623**

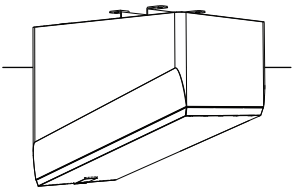


# Setting Up Your Ultra Evolution Speakers

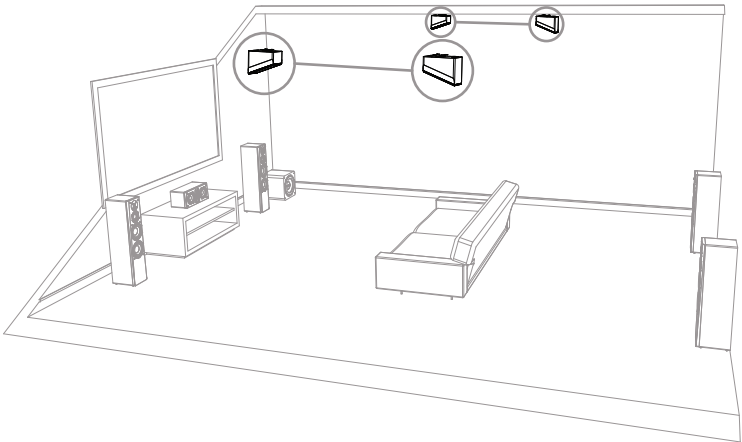
## Dolby Atmos Height Speakers:

SVS Ultra Elevation speakers are recommended for the best height speaker experience based on their easy installation and pristine, accurate sound. Height speakers should be pointed toward the listening position.

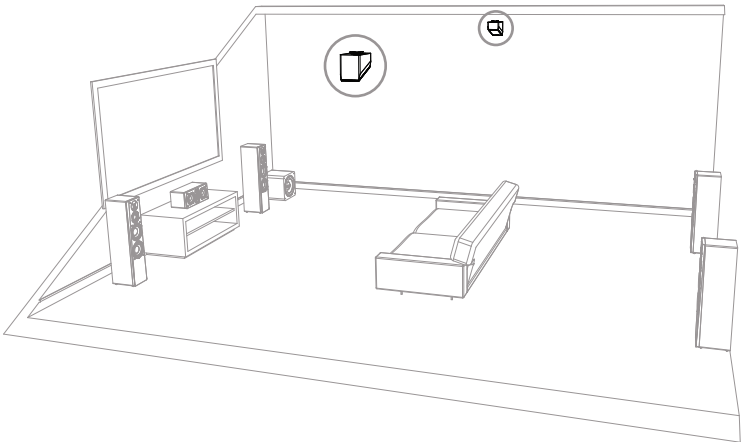
Please consult the SVS Ultra Elevation manual for full instructions on placement and installation.



## Atmos system with four height channels:



## Atmos system with two height channels:



# Setting Up Your Ultra Evolution Speakers

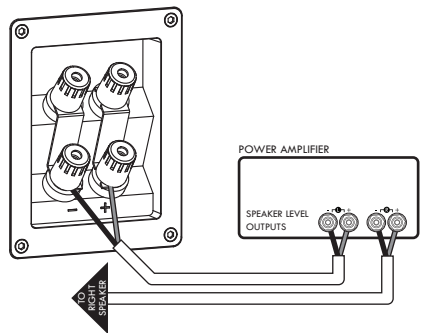
## SPEAKER CONNECTION

The Ultra Evolution Pinnacle, Titan, Tower, Bookshelf, and Center include dual input speaker terminals with convenient gold-plated 5-way binding posts that accept wires and cables terminated with banana plugs, speaker pins, spade connectors and bare wire. As with any speaker wire run, it's a smart idea to measure twice, cut once and allow an extra foot or two, just to be safe.

Once you have the proper length, simply connect each speaker to the appropriate channel of your receiver or power amplifier. Always be sure to maintain proper +/- polarity between the speaker and the amplifier.

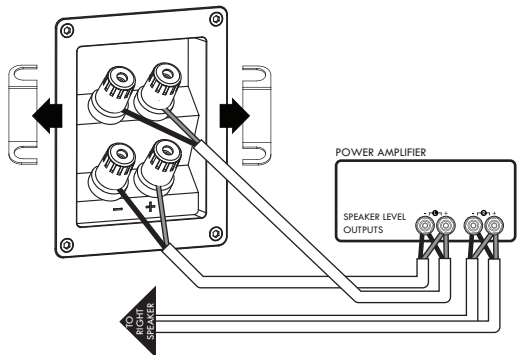
### Conventional Wiring

All Ultra Evolution Towers, Bookshelf, and Center speaker ship ready for conventional wiring. With the jumper straps in place, attach each Ultra Speaker to a separate amp channel from your receiver/power amplifier.



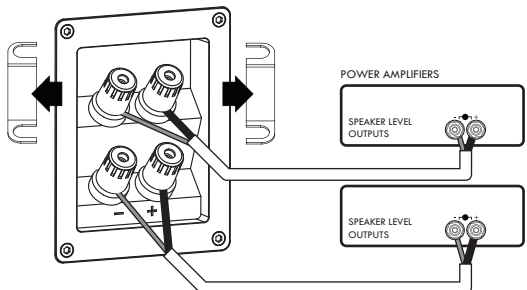
### Bi-wiring

To Bi-wire first remove the jumper straps that come pre-installed on the terminals. With straps removed each pair of binding posts can be attached to THE SAME amp channel of your receiver/power amplifier.



### Bi-amping

To Bi-amp any of the Ultra Evolution Speakers, first remove the jumper straps that come pre-installed on the terminals. With straps removed each pair of binding posts can be attached to SEPARATE amp channels of your receiver/power amplifier.

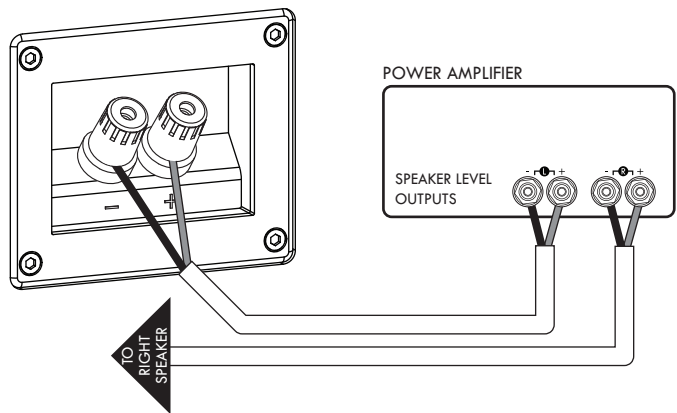


# Setting Up Your Ultra Evolution Speakers

## Ultra Evolution Nano

The Ultra Evolution Nano includes single input speaker terminals with convenient gold-plated 5-way binding posts that accept wires and cables terminated with banana plugs, speaker pins, spade connectors and bare wire. Simply connect each loudspeaker to the appropriate amplifier channel of your receiver or power amplifier.

To ensure proper performance of your speakers, always be sure to maintain proper +/- polarity between the speaker and the amplifier or AV receiver.



# Caring For Your Ultra Evolution Speakers

---

Your Ultra Evolution Speakers may be gently cleaned as follows:

- Use a dry microfiber duster to remove any loose surface dust.
- Use a water-damp microfiber cloth to remove fingerprints, smudges and other contaminants. Wipe in one direction only.
- Follow any damp cleaning immediately with a dry microfiber cloth. Again, dry wipe in one direction only.

# 5-year Unconditional Warranty

---

SVS offers the industry's most comprehensive warranty on all our products. SVS warrants the Ultra Evolution Speakers and all of its products to be free from defects in the workmanship for five years from date of purchase.

This, and all of the SVS customer Bill of Rights can be viewed online at [www.svsound.com/bill-of-rights](http://www.svsound.com/bill-of-rights).

# Share Your Thoughts

---

At SVS, we strive to deliver products that surpass every expectation. After you have had an opportunity to install and audition your Ultra Evolution Speakers, please share your comments for our team and other customers to see.



Write a review at [svsound.com](http://svsound.com)



Post at [facebook.com/SVSound](https://facebook.com/SVSound)



Follow at [instagram.com/SVS\\_Sound](https://instagram.com/SVS_Sound)



Subscribe at [youtube.com/SVS\\_Sound](https://youtube.com/SVS_Sound)



Post (formerly tweet) @[SVS\\_Sound](https://twitter.com/SVS_Sound)

# Ultra Evolution Speaker Features & Specifications

## Ultra Evolution Pinnacle Specs:

Acoustic	<ul style="list-style-type: none"><li>• In-room Frequency Response: 24Hz to 40kHz (+/-3 dB)</li><li>• Nominal Impedance: 6 ohms</li><li>• Sensitivity: 88dB (2.83V @ 1 meter full-space, 300Hz – 3kHz)</li><li>• Recommended amplifier power: 20 – 300 watts</li></ul>
Speaker	<ul style="list-style-type: none"><li>• Floor-standing Tower Loudspeaker</li><li>• Piano gloss black, piano gloss white, real black oak veneer finish options</li><li>• Dual gold-plated 5-way binding posts</li><li>• Dual 3" wide-flared rear-firing ports</li><li>• Cloth grille with magnetic retention system</li><li>• Elastomer screw-in feet – adjustable for level</li><li>• Spiked metal screw-in feet included – adjustable for level</li><li>• Cabinet Dimensions: 49.61" (H) x 11.81" (W) x 18.14" (D) / 1260mm (H) x 300mm (W) x 460.7mm (D)</li><li>• Overall Dimensions: 50.2" (H) x 11.81" (W) x 18.14" (D) / 1275mm (H) x 300mm (W) x 460.7mm (D) (includes grille, feet, and binding posts)</li><li>• Shipped Dimensions: 54.6" (H) x 16.3" (W) x 22.6" (D) / 1387mm (H) x 415mm (W) x 575mm (D)</li><li>• Weight Packaged: 110.8 pounds / 50.3 kgs</li><li>• Weight Unboxed: 96.7 pounds / 43.9 kgs</li></ul>
Drivers	<p><b>1" Diamond Coated Tweeter</b></p> <ul style="list-style-type: none"><li>• FEA-optimized Organic Cell Lattice Diffuser for airy, unveiled highs and pristine clarity</li><li>• Cutting-edge vapor-deposition grows a hyper-rigid diamond carbon coating on an aircraft-grade aluminum dome, pushing high-frequency extension further beyond human hearing, and delivering best-in-class fidelity, linearity, and transient response</li><li>• Silver tinsel for optimal signal transfer and power handling</li></ul> <p><b>5.25" Glass Fiber Composite Midrange Drivers</b></p> <ul style="list-style-type: none"><li>• Composite glass-fiber cone with excellent stiffness/mass ratio for high sensitivity and pistonic behavior beyond pass-band</li><li>• Precision-cast aluminum-alloy baskets ensure precise alignment of critical components and maximize thermal dissipation</li><li>• Vented Kapton voice coil former is exceptionally lightweight for excellent dynamics and transient response</li></ul> <p><b>Quad 8" Woofers in Force Balanced Array</b></p> <ul style="list-style-type: none"><li>• Long stroke motor and suspension for high output</li><li>• Composite glass-fiber cone with excellent stiffness/mass ratio for high sensitivity and pistonic behavior beyond pass-band</li><li>• Precision-cast aluminum alloy baskets ensure precise alignment of critical components and maximize thermal dissipation</li><li>• Vented aluminum voice coil former to maximize thermal control while minimizing air compression artifacts at high drive levels</li></ul>
Crossover & Cabinet	<p><b>Crossover</b></p> <ul style="list-style-type: none"><li>• 3-way crossover with premium-grade capacitors, inductors, resistors and heavy-trace printed circuit board</li><li>• Tweeter-to-Midrange crossover: 1.8 kHz</li><li>• Midrange-to-woofer crossover: 140 Hz</li></ul> <p><b>Cabinet</b></p> <ul style="list-style-type: none"><li>• Acoustically-centered architecture orients the midrange and woofer arrays in rotational-symmetry around the tweeter, ensuring that low, mid, and high-frequencies emanate from the same effective point in space, creating a coherent, integrated, faithful acoustic image.</li><li>• Time-aligned cabinet geometry introduces microsecond-level time delays between the drivers, ensuring that the effective-acoustic-center of each driver is equidistant from the listener. The result is improved linearity and directionality throughout the crossover frequencies, and a more accurate soundstage.</li><li>• Quad 8" woofers in Force Balanced Array energize any room with deep, accurate, evenly distributed bass, whilst contributing a net-zero vibration force to the cabinet and other components.</li><li>• Dual 5.25" midrange drivers share a dedicated acoustic-suspension enclosure, symmetrical around the tweeter.</li><li>• Chamfered front baffle and flush-mounted drivers reduce edge diffraction and improve on-axis and off-axis high-frequency response.</li><li>• Extra-thick 1" (25mm) driver baffles ensure a rigid, resonance-free mounting for all drivers.</li><li>• FEA-optimized ¾" (18mm) cabinet construction, extensive bracing, and acoustic insulation eliminate acoustic and structural resonances, ensuring an inert enclosure and an uncolored response, even at the highest drive levels.</li></ul>

# Ultra Evolution Speaker Features & Specifications

## Ultra Evolution Titan Specs:

Acoustic	<ul style="list-style-type: none"><li>• In-room Frequency Response: 27Hz to 40kHz (+/-3 dB)</li><li>• Nominal Impedance: 6 ohms</li><li>• Sensitivity: 88dB (2.83V @ 1 meter full-space, 300Hz – 3kHz)</li><li>• Recommended amplifier power: 20 – 300 watts</li></ul>
Speaker	<ul style="list-style-type: none"><li>• Floor-standing Tower Loudspeaker</li><li>• Piano gloss black, piano gloss white, real black oak veneer finish options</li><li>• Dual gold-plated 5-way binding posts</li><li>• Dual 2.5" wide-flared rear-firing ports</li><li>• Cloth grille with magnetic retention system</li><li>• Elastomer screw-in feet – adjustable for level</li><li>• Spiked metal screw-in feet included – adjustable for level</li><li>• Cabinet Dimensions: 46.54" (H) x 9.8" (W) x 17.3" (D) / 1182mm (H) x 249mm (W) x 439.3mm (D)</li><li>• Overall Dimensions: 47.13" (H) x 9.8" (W) x 17.3" (D) / 1197mm (H) x 249mm (W) x 439.3mm (D) (includes grille, feet, and binding posts)</li><li>• Shipped Dimensions: 51.1" (H) x 14.1" (W) x 21.9" (D) / 1298mm (H) x 357mm (W) x 556mm (D)</li><li>• Weight Packaged: 80.5 pounds / 36.5 kgs</li><li>• Weight Unboxed: 69.7pounds / 31.6 kgs</li></ul>
Drivers	<p><b>1" Diamond Coated Tweeter</b></p> <ul style="list-style-type: none"><li>• FEA-optimized Organic Cell Lattice Diffuser for airy, unveiled highs and pristine clarity</li><li>• Cutting-edge vapor-deposition grows a hyper-rigid diamond carbon coating on an aircraft-grade aluminum dome, pushing high-frequency extension further beyond human hearing, and delivering best-in-class fidelity, linearity, and transient response</li><li>• Silver tinsel for optimal signal transfer and power handling</li></ul> <p><b>4.5" Glass Fiber Composite Midrange Drivers</b></p> <ul style="list-style-type: none"><li>• Composite glass-fiber cone with excellent stiffness/mass ratio for high sensitivity and pistonic behavior beyond pass-band</li><li>• Precision-cast aluminum-alloy baskets ensure precise alignment of critical components and maximize thermal dissipation</li><li>• Vented Kapton voice coil former is exceptionally lightweight for excellent dynamics and transient response</li></ul> <p><b>Quad 6.5" Woofers in Force Balanced Array</b></p> <ul style="list-style-type: none"><li>• Long stroke motor and suspension for high output</li><li>• Composite glass-fiber cone with excellent stiffness/mass ratio for high sensitivity and pistonic behavior beyond pass-band</li><li>• Precision-cast aluminum alloy baskets ensure precise alignment of critical components and maximize thermal dissipation</li><li>• Vented aluminum voice coil former to maximize thermal control while minimizing air compression artifacts at high drive levels</li></ul>
Crossover & Cabinet	<p><b>Crossover</b></p> <ul style="list-style-type: none"><li>• 3-way crossover with premium-grade capacitors, inductors, resistors and heavy-trace printed circuit board</li><li>• Tweeter-to-Midrange crossover: 1.9 kHz</li><li>• Midrange-to-woofer crossover: 160 Hz</li></ul> <p><b>Cabinet</b></p> <ul style="list-style-type: none"><li>• Acoustically-centered architecture orients the midrange and woofer arrays in rotational-symmetry around the tweeter, ensuring that low, mid, and high-frequencies emanate from the same effective point in space, creating a coherent, integrated, faithful acoustic image.</li><li>• Time-aligned cabinet geometry introduces microsecond-level time delays between the drivers, ensuring that the effective-acoustic-center of each driver is equidistant from the listener. The result is improved linearity and directionality throughout the crossover frequencies, and a more accurate soundstage.</li><li>• Quad 6.5" woofers in Force Balanced Array energize any room with deep, accurate, evenly distributed bass, whilst contributing a net-zero vibration force to the cabinet and other components.</li><li>• Dual 4.5" midrange drivers share a dedicated acoustic-suspension enclosure, symmetrical around the tweeter.</li><li>• Chamfered front baffle and flush-mounted drivers reduce edge diffraction and improve on-axis and off-axis high-frequency response.</li><li>• Extra-thick 1" (25mm) driver baffles ensure a rigid, resonance-free mounting for all drivers.</li><li>• FEA-optimized ¾" (18mm) cabinet construction, extensive bracing, and acoustic insulation eliminate acoustic and structural resonances, ensuring an inert enclosure and an uncolored response, even at the highest drive levels.</li></ul>

# Ultra Evolution Speaker Features & Specifications

## Ultra Evolution Tower Specs:

Acoustic	<ul style="list-style-type: none"><li>• In-room Frequency Response: 30Hz to 40kHz (+/-3 dB)</li><li>• Nominal Impedance: 6 ohms</li><li>• Sensitivity: 87dB (2.83V @ 1 meter full-space, 300Hz – 3kHz)</li><li>• Recommended amplifier power: 20 – 300 watts</li></ul>
Speaker	<ul style="list-style-type: none"><li>• Floor-standing Tower Loudspeaker</li><li>• Piano gloss black, piano gloss white, real black oak veneer finish options</li><li>• Dual gold-plated 5-way binding posts</li><li>• Dual 2.5" wide-flared rear-firing ports</li><li>• Cloth grille with magnetic retention system</li><li>• Elastomer screw-in feet – adjustable for level</li><li>• Spiked metal screw-in feet included – adjustable for level</li><li>• Cabinet Dimensions: 43.9" (H) x 8.58" (W) x 16.69" (D) / 1115mm (H) x 218mm (W) x 424mm (D)</li><li>• Overall Dimensions: 44.49" (H) x 8.58" (W) x 16.69" (D) / 1130mm (H) x 218mm (W) x 424mm (D) (includes grille, feet, and binding posts)</li><li>• Shipped Dimensions: 47.8" (H) x 12.2" (W) x 20.5" (D) / 1215mm (H) x 309mm (W) x 520mm (D)</li><li>• Weight Packaged: 70.3 pounds / 31.9 kgs</li><li>• Weight Unboxed: 59.5 pounds / 27.0 kgs</li></ul>
Drivers	<p><b>1" Diamond Coated Tweeter</b></p> <ul style="list-style-type: none"><li>• FEA-optimized Organic Cell Lattice Diffuser for airy, unveiled highs and pristine clarity</li><li>• Cutting-edge vapor-deposition grows a hyper-rigid diamond carbon coating on an aircraft-grade aluminum dome, pushing high-frequency extension further beyond human hearing, and delivering best-in-class fidelity, linearity, and transient response</li><li>• Silver tinsel for optimal signal transfer and power handling</li></ul> <p><b>4.5" Glass Fiber Composite Midrange Drivers</b></p> <ul style="list-style-type: none"><li>• Composite glass-fiber cone with excellent stiffness/mass ratio for high sensitivity and pistonic behavior beyond pass-band</li><li>• Precision-cast aluminum-alloy baskets ensure precise alignment of critical components and maximize thermal dissipation</li><li>• Vented Kapton voice coil former is exceptionally lightweight for excellent dynamics and transient response</li></ul> <p><b>Quad 5.25" Woofers in Force Balanced Array</b></p> <ul style="list-style-type: none"><li>• Long stroke motor and suspension for high output</li><li>• Composite glass-fiber cone with excellent stiffness/mass ratio for high sensitivity and pistonic behavior beyond pass-band</li><li>• Precision-cast aluminum alloy baskets ensure precise alignment of critical components and maximize thermal dissipation</li><li>• Vented aluminum voice coil former to maximize thermal control while minimizing air compression artifacts at high drive levels</li></ul>
Crossover & Cabinet	<p><b>Crossover</b></p> <ul style="list-style-type: none"><li>• 3-way crossover with premium-grade capacitors, inductors, resistors and heavy-trace printed circuit board</li><li>• Tweeter-to-Midrange crossover: 1.8 kHz</li><li>• Midrange-to-woofer crossover: 170 Hz</li></ul> <p><b>Cabinet</b></p> <ul style="list-style-type: none"><li>• Acoustically-centered architecture orients the midrange and woofer arrays in rotational-symmetry around the tweeter, ensuring that low, mid, and high-frequencies emanate from the same effective point in space, creating a coherent, integrated, faithful acoustic image.</li><li>• Time-aligned cabinet geometry introduces microsecond-level time delays between the drivers, ensuring that the effective-acoustic-center of each driver is equidistant from the listener. The result is improved linearity and directionality throughout the crossover frequencies, and a more accurate soundstage.</li><li>• Quad 5.25" woofers in Force Balanced Array energize any room with deep, accurate, evenly distributed bass, whilst contributing a net-zero vibration force to the cabinet and other components.</li><li>• Dual 4.5" midrange drivers share a dedicated acoustic-suspension enclosure, symmetrical around the tweeter.</li><li>• Chamfered front baffle and flush-mounted drivers reduce edge diffraction and improve on-axis and off-axis high-frequency response.</li><li>• Extra-thick 1" (25mm) driver baffles ensure a rigid, resonance-free mounting for all drivers.</li><li>• FEA-optimized ¾" (18mm) cabinet construction, extensive bracing, and acoustic insulation eliminate acoustic and structural resonances, ensuring an inert enclosure and an uncolored response, even at the highest drive levels.</li></ul>

# Ultra Evolution Speaker Features & Specifications

## Ultra Evolution Bookshelf Specs:

Acoustic	<ul style="list-style-type: none"><li>• In-room Frequency Response: 40Hz to 40kHz (+/-3 dB)</li><li>• Nominal Impedance: 6 ohms</li><li>• Sensitivity: 87dB (2.83V @ 1 meter full-space, 300Hz – 3kHz)</li><li>• Recommended amplifier power: 20 – 150 watts</li></ul>
Speaker	<ul style="list-style-type: none"><li>• Bookshelf Loudspeaker</li><li>• Piano gloss black, piano gloss white, real black oak veneer finish options</li><li>• Dual gold-plated 5-way binding posts</li><li>• 2" wide-flared rear-firing ports</li><li>• Cloth grille with magnetic retention system</li><li>• Elastomer stick-on bumper feet</li><li>• Cabinet Dimensions: 14.88" (H) x 8.66" (W) x 11.25" (D) / 378mm (H) x 220mm (W) x 285.7mm (D)</li><li>• Overall Dimensions: 15.04" (H) x 8.66" (W) x 11.64" (D) / 382mm (H) x 220mm (W) x 295.6mm (D) (includes grille, feet, and binding posts)</li><li>• Shipped Dimensions (Pair): 23.9" (H) x 19.1" (W) x 16.4" (D) / 607mm (H) x 485mm (W) x 417mm (D)</li><li>• Weight Packaged Pair: 40.7 pounds / 18.9 kgs</li><li>• Weight Unboxed Each: 18.8 pounds / 8.6 kgs</li></ul>
Drivers	<p><b>1" Diamond Coated Tweeter</b></p> <ul style="list-style-type: none"><li>• FEA-optimized Organic Cell Lattice Diffuser for airy, unveiled highs and pristine clarity</li><li>• Cutting-edge vapor-deposition grows a hyper-rigid diamond carbon coating on an aircraft-grade aluminum dome, pushing high-frequency extension further beyond human hearing, and delivering best-in-class fidelity, linearity, and transient response</li><li>• Silver tinsel for optimal signal transfer and power handling</li></ul> <p><b>6.5" Mid-Woofer</b></p> <ul style="list-style-type: none"><li>• Long stroke motor and suspension for high output</li><li>• Composite glass-fiber cone with excellent stiffness/mass ratio for high sensitivity and pistonic behavior beyond pass-band</li><li>• Precision-cast aluminum alloy baskets ensure precise alignment of critical components and maximize thermal dissipation</li><li>• Vented aluminum voice coil former to maximize thermal control while minimizing air compression artifacts at high drive levels</li></ul>
Crossover & Cabinet	<p><b>Crossover</b></p> <ul style="list-style-type: none"><li>• 2-way crossover with premium-grade capacitors, inductors, resistors, and heavy-trace printed circuit board</li><li>• Tweeter-to-Woofer crossover: 1.8 kHz</li></ul> <p><b>Cabinet</b></p> <ul style="list-style-type: none"><li>• Time-aligned cabinet geometry introduces microsecond-level time delays between the drivers, ensuring that the effective-acoustic-center of each driver is equidistant from the listener. The result is improved linearity and directionality throughout the crossover frequencies, and a more accurate soundstage.</li><li>• Chamfered front baffle and flush-mounted drivers reduce edge diffraction and improve on-axis and off-axis high-frequency response.</li><li>• Extra-thick 1" (25mm) driver baffle ensures a rigid, resonance-free mounting for all drivers.</li><li>• FEA-optimized ¾" (18mm) cabinet construction, bracing, and acoustic insulation eliminate acoustic and structural resonances, ensuring an inert enclosure and an uncolored response, even at the highest drive levels.</li></ul>



# Ultra Evolution Speaker Features & Specifications

## Ultra Evolution Nano Specs:

Acoustic	<ul style="list-style-type: none"><li>• In-room Frequency Response: 44Hz to 40kHz (+/-3 dB)</li><li>• Nominal Impedance: 6 ohms</li><li>• Sensitivity: 85dB (2.83V @ 1 meter full-space, 300Hz – 3kHz)</li><li>• Recommended amplifier power: 20 – 150 watts</li></ul>
Speaker	<ul style="list-style-type: none"><li>• Bookshelf Loudspeaker</li><li>• Piano gloss black, piano gloss white, real black oak veneer finish options</li><li>• Gold-plated 5-way binding posts</li><li>• 1.6" wide-flared rear-firing ports</li><li>• Cloth grille with magnetic retention system</li><li>• Elastomer stick-on bumper feet</li><li>• Cabinet Dimensions: 12.2" (H) x 7.48" (W) x 9.21" (D) / 310mm (H) x 190mm (W) x 233.9mm (D)</li><li>• Overall Dimensions: 12.36" (H) x 7.48" (W) x 9.57" (D) / 314mm (H) x 190mm (W) x 243mm (D) (includes grille, feet, and binding posts)</li><li>• Shipped Dimensions (Pair): 12.2" (H) x 25.4" (W) x 16.9" (D) / 310mm (H) x 646mm (W) x 429mm (D)</li><li>• Weight Packaged Pair: 31.0 pounds / 14.1 kgs</li><li>• Weight Unboxed Each: 13.5 pounds / 6.1 kgs</li></ul>
Drivers	<p><b>1" Diamond Coated Tweeter</b></p> <ul style="list-style-type: none"><li>• FEA-optimized Organic Cell Lattice Diffuser for airy, unveiled highs and pristine clarity</li><li>• Cutting-edge vapor-deposition grows a hyper-rigid diamond carbon coating on an aircraft-grade aluminum dome, pushing high-frequency extension further beyond human hearing, and delivering best-in-class fidelity, linearity, and transient response</li><li>• Silver tinsel for optimal signal transfer and power handling</li></ul> <p><b>5.25" Mid-Woofer</b></p> <ul style="list-style-type: none"><li>• Long stroke motor and suspension for high output</li><li>• Composite glass-fiber cone with excellent stiffness/mass ratio for high sensitivity and piston behavior beyond pass-band</li><li>• Precision-cast aluminum alloy baskets ensure precise alignment of critical components and maximize thermal dissipation</li><li>• Vented aluminum voice coil former to maximize thermal control while minimizing air compression artifacts at high drive levels</li></ul>
Crossover & Cabinet	<p><b>Crossover</b></p> <ul style="list-style-type: none"><li>• 2-way crossover with premium-grade capacitors, inductors, resistors, and heavy-trace printed circuit board</li><li>• Tweeter-to-Woofer crossover: 1.9 kHz</li></ul> <p><b>Cabinet</b></p> <ul style="list-style-type: none"><li>• Time-aligned cabinet geometry introduces microsecond-level time delays between the drivers, ensuring that the effective-acoustic-center of each driver is equidistant from the listener. The result is improved linearity and directionality throughout the crossover frequencies, and a more accurate soundstage.</li><li>• Chamfered front baffle and flush-mounted drivers reduce edge diffraction and improve on-axis and off-axis high-frequency response.</li><li>• Extra-thick 1" (25mm) driver baffle ensures a rigid, resonance-free mounting for all drivers.</li><li>• FEA-optimized ¾" (18mm) cabinet construction, bracing, and acoustic insulation eliminate acoustic and structural resonances, ensuring an inert enclosure and an uncolored response, even at the highest drive levels.</li></ul>

# Ultra Evolution Speaker Features & Specifications

## Ultra Evolution Center Specs:

Acoustic	<ul style="list-style-type: none"><li>• In-room Frequency Response: 40Hz to 40kHz (+/-3 dB)</li><li>• Nominal Impedance: 6 ohms</li><li>• Sensitivity: 87dB (2.83V @ 1 meter full-space, 300Hz – 3kHz)</li><li>• Recommended amplifier power: 20 – 225 watts</li></ul>
Speaker	<ul style="list-style-type: none"><li>• Center Channel Loudspeaker</li><li>• Piano gloss black, piano gloss white, real black oak veneer finish options</li><li>• Dual gold-plated 5-way binding posts</li><li>• Dual 1.6" wide-flared rear-firing ports</li><li>• Cloth grille with magnetic retention system</li><li>• Elastomer stick-on bumper feet</li><li>• Cabinet Dimensions: 7.68" (H) x 22.05" (W) x 11.39" (D) / 195mm (H) x 560mm (W) x 289.4mm (D)</li><li>• Overall Dimensions: 7.83" (H) x 22.05" (W) x 11.78" (D) / 199mm (H) x 560mm (W) x 299.2mm (D) (includes grille, feet, and binding posts)</li><li>• Shipped Dimensions: 12.0" (H) x 25.8" (W) x 16.3" (D) / 306mm (H) x 655mm (W) x 414mm (D)</li><li>• Weight Packaged: 30.9 pounds / 13.6 kgs</li><li>• Weight Unboxed: 26.8 pounds / 12.2 kgs</li></ul>
Drivers	<p><b>1" Diamond Coated Tweeter</b></p> <ul style="list-style-type: none"><li>• FEA-optimized Organic Cell Lattice Diffuser for airy, unveiled highs and pristine clarity</li><li>• Cutting-edge vapor-deposition grows a hyper-rigid diamond carbon coating on an aircraft-grade aluminum dome, pushing high-frequency extension further beyond human hearing, and delivering best-in-class fidelity, linearity, and transient response</li><li>• Silver tinsel for optimal signal transfer and power handling</li></ul> <p><b>4.5" Glass Fiber Composite Midrange Driver</b></p> <ul style="list-style-type: none"><li>• Composite glass-fiber cone with excellent stiffness/mass ratio for high sensitivity and piston behavior beyond pass-band</li><li>• Precision-cast aluminum-alloy baskets ensure precise alignment of critical components and maximize thermal dissipation</li><li>• Vented Kapton voice coil former is exceptionally lightweight for excellent dynamics and transient response</li></ul> <p><b>Dual 6.5" Glass Fiber Composite High-Excursion Woofers</b></p> <ul style="list-style-type: none"><li>• Long stroke motor and suspension for high output</li><li>• Composite glass-fiber cone with excellent stiffness/mass ratio for high sensitivity and piston behavior beyond pass-band</li><li>• Precision-cast aluminum alloy baskets ensure precise alignment of critical components and maximize thermal dissipation</li><li>• Vented aluminum voice coil former to maximize thermal control while minimizing air compression artifacts at high drive levels</li></ul>
Crossover & Cabinet	<p><b>Crossover</b></p> <ul style="list-style-type: none"><li>• 3-way crossover with premium-grade capacitors, inductors, resistors and heavy-trace printed circuit board</li><li>• Tweeter-to-Midrange crossover: 2.2 kHz</li><li>• Midrange-to-woofer crossover: 450 Hz</li></ul> <p><b>Cabinet</b></p> <ul style="list-style-type: none"><li>• Time-aligned cabinet geometry introduces microsecond-level time delays between the tweeter and midrange, ensuring that the effective-acoustic-center of each driver is equidistant from the listener. The result is improved linearity and directionality throughout the crossover frequencies, and a more accurate soundstage.</li><li>• Vertically Aligned Tweeter-Midrange array creates perfect on and off-axis frequency response and blending for clear vocals and the largest possible "Sweet Spot" ensuring transparency and clear vocals/dialogue at every listening position.</li><li>• Dual 6.5" woofers drive deep, accurate bass for the most demanding center-channel content.</li><li>• 4.5" midrange driver in a dedicated acoustic-suspension sub-enclosure ensures pristine midrange output and blending with woofers and tweeter.</li><li>• Chamfered front baffle and flush-mounted drivers reduce edge diffraction and improve on-axis and off-axis high-frequency response.</li><li>• Extra-thick 1" (25mm) driver baffle ensures a rigid, resonance-free mounting for all drivers.</li><li>• FEA-optimized ¾" (18mm) cabinet construction, extensive bracing, and acoustic insulation eliminate acoustic and structural resonances, ensuring an inert enclosure and an uncolored response, even at the highest drive levels.</li></ul>





SVS  
340 Victoria Rd.  
Youngstown, Ohio 44515  
United States  
(877) 626-5623  
[www.svsound.com](http://www.svsound.com)